


INSTALL GUIDE



1. Remove fenders



2. Remove factory hinge



3. Determine kit placement



4. Cut baseplate perimeter




5. Test fit with chassis and door



6. Wrap kit and vehicle



7. Tack weld to chassis and door



8. Test the range of motion



9. Cut inside fender



10. Remove door, weld complete



11. Undercoat baseplate welds



12. Weld and undercoat door



13. Determine gas lift placement




14. Weld ball joint mount



15. Undercoat, install gas lifts




16. Adjust top and bottom limits



17. Set horizontal and arch limits



18. Weld extra material on arch



19. Grind until door closes perfectly



20. Route wires, replace fenders